

How to Dispose of Garbage

〈Rules for Garbage Disposal〉 ※ Violations will result in the garbage not being collected.

- ① Please separate garbage correctly and put it in the designated bags of Kikuyo Town. Designated garbage bags are available at supermarkets and convenience stores in town.
- ② Please put out your garbage at the garbage station designated by the community by 8:30 a.m. on the garbage collection day. Garbage collection days are determined by the district, so be sure to check the garbage calendar or the town website.

〈Garbage Collection Districts〉

Each administrative district in which you live has different garbage collection days. Be sure to check the collection district.

Collection district	Subject Administrative Districts	Combustible Garbage	Incombustible Garbage	Empty cans Empty bottles	Newspapers Flyers Magazines Books	Cloths Cardboards Milk cartons	Plastic bottles	Plastics	Oversized Garbage
			Specified items						4 types of home appliance
A	Sanrigi, Aobadai, Higashigaoka, Hikari no Mori 1-7 townships, Musashigaoka 1-8 townships,	Every week Tuesday, Friday	1st Wednesday of each month	3rd Monday of each mont	4th Monday of each month	2nd Monday of each month	1st Monday of each month	Every Wednesday	2nd Thursday of each month
B	Okino, Shinyama, Kita-Shinyama, Sakainomatsu, Shinsei, Suginamidai, Hachikubo, Minami Hachikubo, Nijjinomori, Hanatate, Minami Hanatate, Koyodai	Every week Tuesday, Friday	2nd Wednesday of each month	3rd Thursday of each month	4th Thursday of each month	2nd Monday of each month	1st Monday of each month	Every Wednesday	2nd Thursday of each month
C	Shimobaru, Tsukuregaoka, Asahigaoka, Miyanoue, Hibarigaoka, Midorigaoka, Ryokuyodai, Hikaridanchi, Ekimae, Shinmachi, Shinmachi-Nishi, Sanrigi-Kita	Every week Monday, Thursday	3rd Wednesday of each month	3rd Tuesday of each month	4th Tuesday of each month	2nd Tuesday of each month	1st Tuesday of each month	Every Wednesday	2nd Friday of each month

Collection district	Subject Administrative Districts	Combustible Garbage	Incombustible Garbage	Empty cans Empty bottles	Newspapers Flyers Magazines Books	Cloths Cardboards Milk cartons	Plastic bottles	Plastics	Oversized Garbage
			Specified items						4 types of home appliance
D	Totsugi, Babagusu, Magate, Karakawa, Iguchi, Domyou, Kamichudai, Debun, Chudai, Kawakubo, Tsuru, Ohoriki, Nakao, Minamigata, Baba, Yanagimizu, Nyudomizu, Kogabaru, Teppo Koji, Nagatsuka, Kamitsukure, Shimotsukure	Every week Monday, Thursday	4th Wednesday of each month	3rd Friday of each month	4th Friday of each month	2nd Tuesday of each month	1st Tuesday of each month	Every Wednesday	2nd Friday of each month

〈How to dispose of oversized garbage waste and four home appliances〉

① Reservation

It should be made by phone or online at least 2 days before the collection date, preferably 1 week in advance. Environmental Life Division ☎ : 096-232-2114

② Attach stickers

Purchase an oversized garbage sticker from a retailer for 500 yen each. And, attach the required number of stickers. In case of the 4 types of home appliance, purchase a Recycling Ticket at the Post Office.

③ Put out the garbage

Please put out the oversized garbage in front of the entrance of your house or apartment building by 8:30 a.m. on the collection day.

〈Websites for garbage disposal〉










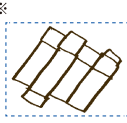

















← Garbage Collection calendar



← List of stores where designated garbage bags and stickers for oversized garbage are available

〈How to separate garbage〉

Type of Garbage	what can be disposed	Note
Combustible garbage (Red designated garbage bags)	<ul style="list-style-type: none"> ●kitchen waste ●twigs ●Leather goods ●Rubber goods ●Plastic products (without plastic mark) 	<ul style="list-style-type: none"> • Drain water from food wastes.
Incombustibles, small hardware, small waste home appliances (Yellow designated garbage bags)	<ul style="list-style-type: none"> ●Metal products ●Ceramics & Glass ●Small waste homeappliances 	<ul style="list-style-type: none"> • Always write your name on the bag.
Specified items. (Transparent bag)	<ul style="list-style-type: none"> ●Discarded dry cell and button cell batteries ●Lighter, Long lighter ●Spray can, Cassette (Gas Cartridge) cylinder ●Mercury thermometer, Mercury sphygmomanometer ●Red ink pad 	<ul style="list-style-type: none"> • Separate the bag for each item. • Spray cans for painting cannot be disposed.
Recyclables (Green designated garbage bags)		
Resource A Empty cans, Empty bottles	<ul style="list-style-type: none"> ●Aluminum can ●Steel can ●Empty bottle 	<ul style="list-style-type: none"> • Wash before disposal
Resource C Newspapers, Flyers	<ul style="list-style-type: none"> ●Newspapers ●Flyers 	<ul style="list-style-type: none"> • Keep from the rain.
Resource D Magazines, Books, Other paper	<ul style="list-style-type: none"> ●Magazines, Books, Other paper ●Empty box ●Envelope 	<ul style="list-style-type: none"> • Keep from the rain.
Resource E Cloths	<ul style="list-style-type: none"> ●Towels ●Used clothes ●Blankets 	<ul style="list-style-type: none"> • Clothing that contains cotton or leather should be disposed with combustible garbage.
Resource F (Corrugated) Cardboards	<ul style="list-style-type: none"> ●Cardboard 	<ul style="list-style-type: none"> • Keep from the rain.
Resource G Milk cartons	<ul style="list-style-type: none"> ●Milk cartons ●Paper baggage  	<ul style="list-style-type: none"> • Wash, open, and dry before disposal^(※)
Resource H Plastic bottles (clear plastic beverage bottle)	<ul style="list-style-type: none"> ●Bottles with PET mark ●Soft drink bottles ●Seasoning bottles 	<ul style="list-style-type: none"> • Dispose caps and labels as Resource J.

Type of Garbage	what can be disposed	Note
Resources J Plastic containers, Food trays, Styrofoam	●Plastic containers  ●Food trays  ●Styrofoam 	• If stains cannot be removed, dispose as combustible garbage.
Oversized garbage ※ Reservations required. (Oversized garbage stickers)	●Bed  ●Chest of drawers  ●Desk  ●Sofa  ●Bicycle 	• Book in advance • Oversized garbage stickers required
4 types of home appliance ※ Reservations required. (Oversized garbage stickers, home appliance recycling tickets)	●TV  ●Air-conditioner  ●Refrigerators and freezers  ●Washing machine, Dryer 	• Book in advance • Oversized garbage stickers required • Need a home appliance recycling ticket.
Waste cooking oil, waste fluorescent tubes (Collected at each community center)	●Fluorescent tubes(uncracked)  ●Waste cooking oil 	

Contact information for the section in charge

Environmental Life Division, Kikuyo Town Office

☎096-232-2114 ✉ kankyoseikatsu@town.kikuyo.lg.jp